

ESTIMATED EXPENSES FOR ACADEMIC YEAR	2019-2020	2020-2021	2021-2022	2022-2023	% CHANGE 2021-2022 TO 2022-2023
Out-of-state	\$11,636	\$11,881	\$11,880	\$13,500	30.5%
Books and supplies	\$1,000	\$1,000	\$1,000	\$1,000	0.0%
Living arrangement					
On Campus					
Room and board	\$12,296	\$12,296	\$10,424	\$12,410	19.1%
Other	\$2,520	\$2,520	\$2,520	\$2,520	0.0%
Off Campus					
Room and board	\$12,291	\$12,291	\$12,960	\$11,490	-11.3%
Other	\$3,120	\$3,120	\$3,120	\$3,196	2.4%
Off Campus with Family					
Other	\$3,066	\$3,066	\$3,066	\$3,066	0.0%
TOTAL EXPENSES	2019-2020	2020-2021	2021-2022	2022-2023	% CHANGE 2021-2022 TO 2022-2023
In-state					
On Campus	\$27,452	\$27,697	\$25,824	\$28,357	9.8%
Off Campus	\$28,047	\$28,292	\$28,960	\$28,113	-2.9%
Off Campus with Family	\$15,702	\$15,947	\$15,946	\$16,493	3.4%
Out-of-state					
On Campus	\$27,452	\$27,697	\$25,824	\$31,430	21.7%
Off Campus	\$28,047	\$28,292	\$28,960	\$31,186	7.7%
Off Campus with Family	\$15,702	\$15,947	\$15,946	\$19,566	22.7%

MULTIYEAR TUITION CALCULATOR

AVERAGE GRADUATE STUDENT TUITION AND FEES FOR ACADEMIC YEAR

2022-2023

In-state tuition	\$7,958
In-state fees	\$1,109
Out-of-state tuition	\$13,464
Out-of-state fees	\$1,109

ALTERNATIVE TUITION PLANS AND PROMISE PROGRAM

TYPE OF PLAN	OFFERED
Tuition guarantee plan	X
Prepaid tuition plan	
Tuition payment plan	X
Other alternative tuition plan	

■ Does not participate in Promise program

FINANCIAL AID

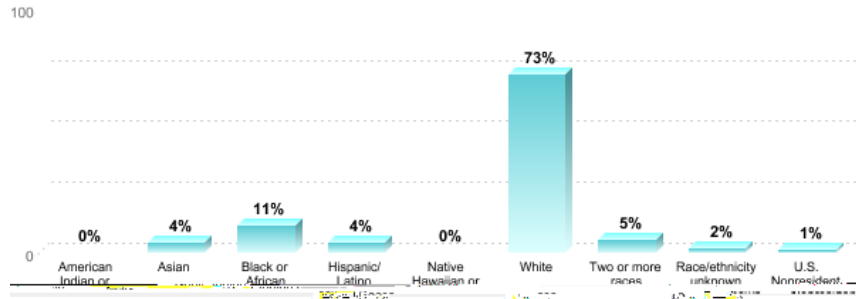
UNDERGRADUATE STUDENT FINANCIAL AID, 2021-2022

Full-time Beginning Undergraduate Students

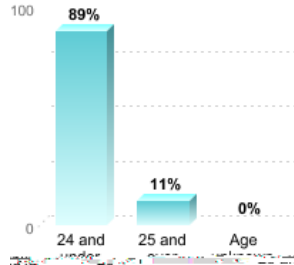
■ Beginning students are those who are entering postsecondary education for the first time.

TYPE OF AID	NUMBER AWARDED AID	PERCENT AWARDED AID	TOTAL AMOUNT OF AID AWARDED	AVERAGE AMOUNT OF AID AWARDED
Any student financial aid ¹	2,061	98%	—	—
Grant or scholarship aid	2,020	96%	\$17,220,424	\$8,525
Federal grants	902	43%	\$4,412,030	\$4,891
Pell grants	409	19%	\$1,869,509	\$4,571
Other federal grants	682	32%	\$2,542,521	\$3,728
State/local government grant or scholarships	656	31%	\$1,413,613	

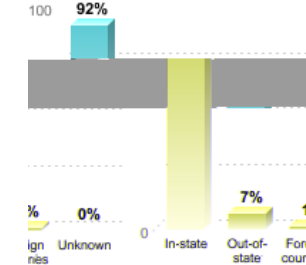
UNDERGRADUATE RACE/ETHNICITY



UNDERGRADUATE STUDENT AGE

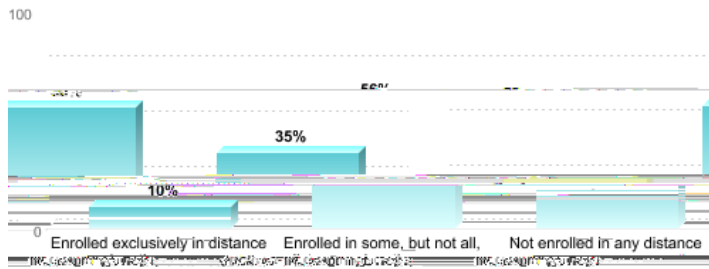


UNDERGRADUATE STUDENT RESIDENCE




- Age data are reported for Fall 2021.
- Residence data are reported for first-time degree/certificate-seeking undergraduates.


UNDERGRADUATE DISTANCE EDUCATION STATUS



GRADUATE ATTENDANCE STATUS



GRADUATE DISTANCE EDUCATION STATUS



ADMISSIONS

Undergraduate application fee (2022-2023): \$50

UNDERGRADUATE ADMISSIONS FALL 2022

	TOTAL	MALE	FEMALE
Number of applicants	12,282	5,771	6,511
Percent admitted	83%	82%	83%
Percent admitted who enrolled	21%	24%	18%

c. Stalking	6	1	2
Arrests	2019	2020	2021
a. Weapons: carrying, possessing, etc.	0	0	0
b. Drug abuse violations	3	2	1
c. Liquor law violations	1	0	0
Disciplinary Actions	2019	2020	2021
a. Weapons: carrying, possessing, etc.	0	0	0
b. Drug abuse violations	81	54	36
c. Liquor law violations	132	75	49
<ul style="list-style-type: none"> ▪ The crime data reported by the institutions have not been subjected to independent verification by the U.S. Department of Education. Therefore, the Department cannot vouch for the accuracy of the data reported here. ▪ The crime statistics displayed only includes On-Campus data associated with the main campus as listed on College Navigator. For statistics associated with each campus location, off campus data, and for additional information covering Hate Crimes, and Fire statistics see https://ope.ed.gov/campussafety. ▪ 			